

# ANNUAL TREASURY REPORT 2023



The Wilson House Meeting Room, East Dorset VT

## AA Capital District Central Office



Email: [Treasurer@AAALBANYNY.ORG]  
Website: [WWW.AAALBANYNY.ORG]

Hotline Tel: [518-463-0906]  
11 Computer Dr. West, Albany, NY 12205

# A.A. CAPITAL DISTRICT CENTRAL OFFICE

## 2023 Annual Financial Report

March 20, 2024

CDCO Chair: Trish M.

[Chair@AAalbanyNY.org](mailto:Chair@AAalbanyNY.org)

CDCO Treasurer: Gene R.

[Treasurer@AAalbanyNY.org](mailto:Treasurer@AAalbanyNY.org)



Through a service agreement with the seven districts depicted in the above map, the Capital District Central Office provides a 24/7 AA Hotline (518-463-0906) that is manned by AA volunteers so that callers always speak with a live person having pertinent experience, strength, and hope. The CDCO also maintains an online store and a physical office where AA literature and related items such as 'milestone medallions' can be purchased. The seven districts are: District 1 (Albany County), District 2 (Northern Albany & Rensselaer Counties), District 3 (Greene County), District 13 (Hamilton, Essex, Warren, Saratoga, and Washington Counties), District 14 (Schenectady County), District 17 (Columbia County), and District 18 (Southern Rensselaer County).

This financial report is produced annually and will be posted on the CDCO website [AAalbanyNY.org](http://AAalbanyNY.org).

## Financial Summary:

Thanks to the generous support of the AA groups, individuals, and Districts throughout the CDCO catchment area, and others not officially affiliated with CDCO, we were able to maintain operations with income just about meeting operating expenses in 2023. It was not necessary to expend any funds from the Prudent Reserve. However, due to a multi-year contract with our landlord requiring payment of rent for the remaining term of the contract should the CDCO cease operations, the Steering Committee decided to increase the Prudent Reserve. The transfer of \$3,425.09 into the Prudent Reserve over the course of June, July, August, and September gives the appearance of expenses exceeding income. There were no significant financial challenges in 2023, despite the typical increase in expenses due to inflation year over year. It appeared that many meetings / groups were able to resume in-person gatherings. This report covers only the operating income, operating expenditures, and Prudent Reserve, with the finances of the Literature program and store being handled separately.

The detailed 2023 Annual Treasury report is presented on the attached pages with separate numbering. A cautionary note about interpreting the statistics shown on pages 4-12 seems warranted, as they are but a rough depiction of operations in an effort at complete transparency. It could be misleading to jump to conclusions based on the figures shown. In accordance with the AA Traditions, each meeting / group / district operates on a group conscience to maintain unity and self-support. Some groups may meet daily with few participants while others may meet much less often but with many participants. On the following pages you will find:

Page 1 - A month by month comparison of income and expenses, showing the running operating balance and Prudent Reserve balance. As noted above the expenses for June through September appear higher than normal operating expenses due to the transfer of funds to adjust the Prudent Reserve.

Page 2 - A month by month statement of expenses by category, showing the total for each category and a depiction of those expenses by percentage in a pie chart. See the comment in the next paragraph regarding Office Supplies.

Page 3 - A year by year comparison of expenses going back to 2020, showing the amount and percentage of increase for 2023 compared to 2022. The 69.37% increase in Office Supplies is due primarily to the purchase of a professional quality office chair in July. Without that purchase, Office Supplies would have shown a 16.4% reduction from 2022 and would have accounted for 2.5% of total expenses on Page 2 instead of

the 5% shown. Our volunteers spend 8 hours per day at the office and providing a high-quality chair is justified.

Page 4 - A breakdown of cumulative contributions by AA Group and District. The contributions from each group and district have been aggregated into a single annual figure.

Page 5 - For each of the seven districts contracting with the CDCO for hotline services, a comparison of the number of active meetings, hotline calls, and contributions, showing the percentage for each.

Pages 6, 7 and 8 - Pie graph depictions of the detail for active meetings, hotline calls, and contributions reported on page 5.

Pages 9, 10, 11 and 12 - A month by month list of the individual contributions received, additionally showing Literature transfers and interest / other income.

Gene R.

CDCO Treasurer

## A.A. Capital District Central Office 2023 Income Statement

	Jan	Feb	Mar	Apr	May	Jun	Jul	Aug	Sep	Oct	Nov	Dec
<b>Income</b>	\$2,149.60	\$964.44	\$1,589.25	\$587.06	\$625.02	\$2,021.40	\$1,207.46	\$1,891.49	\$435.88	\$1,025.81	\$1,258.85	\$1,383.00
<b>Expenses</b>	\$1,374.41	\$953.77	\$955.68	\$1,192.97	\$1,377.26	\$2,241.32	\$2,542.49	\$2,203.08	\$1,970.85	\$921.61	\$1,590.82	\$1,220.20
<b>Balance</b>	\$9,909.70	\$10,027.89	\$10,211.15	\$9,393.61	\$9,003.10	\$8,145.13	\$7,374.31	\$6,723.65	\$6,123.39	\$7,452.69	\$6,762.76	\$7,256.35
<b>Reserve</b>	\$8,076.32	\$8,077.25	\$8,078.28	\$8,079.28	\$8,080.31	\$9,081.38	\$10,082.55	\$11,083.91	\$11,510.37	\$11,510.47	\$11,510.42	\$11,511.89



Business Account	
2023 Overall Performance	
<b>Total Income</b>	\$15,139.26
<b>Total Expenses</b>	\$18,544.46
<b>Net Change*</b>	(\$3,405.20)
* There would be a net gain of \$19.89, except for the transfer of \$3,425.09 to Prudent Reserve	

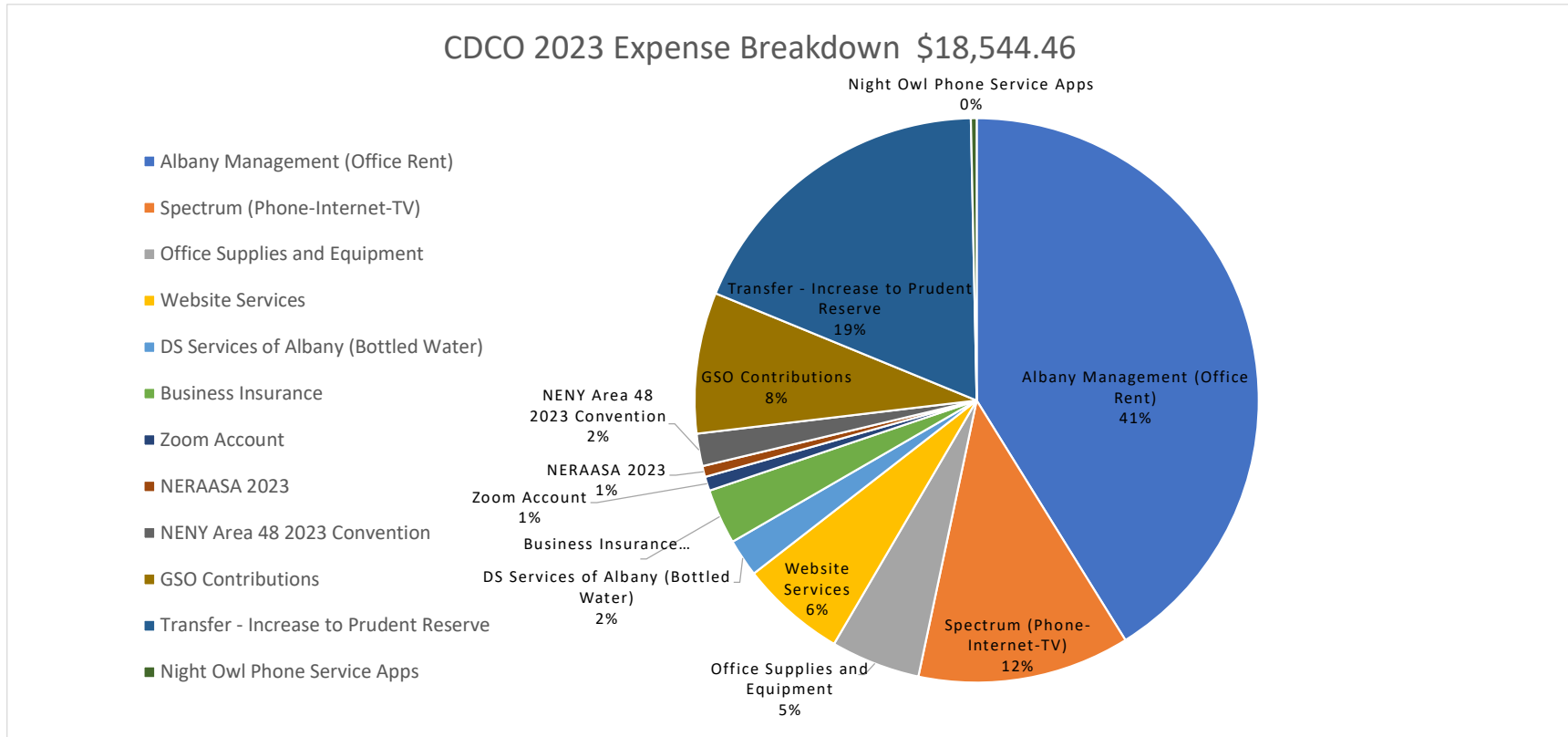
Prudent Reserve	
2023 Overall Performance	
<b>Beginning</b>	\$8,076.32
<b>Ending</b>	\$11,511.89

Monthly	
<b>Average Income</b>	\$1,261.61
<b>Average Expenses</b>	(\$1,545.37)
<b>Average Net Change</b>	(\$283.77)

Respectfully Submitted  
 In Service  
 Gene R.  
 CDCO Treasurer

## A.A. Capital District Central Office 2023 Expense Statement

Account	Percent	Total	Jan	Feb	Mar	Apr	May	Jun	Jul	Aug	Sep	Oct	Nov	Dec
Albany Management (Office Rent)	41%	\$7,630.41	\$ 622.38	\$ 622.38	\$ 659.73	\$ 634.83	\$ 634.83	\$ 634.83	\$ 634.83	\$ 637.32	\$ 637.32	\$ 637.32	\$ 637.32	\$ 637.32
Spectrum (Phone-Internet-TV)	12%	\$2,257.40	\$ 179.65	\$ 179.57	\$ 190.02	\$ 190.07	\$ 190.08	\$ 190.08	\$ 190.08	\$ 190.12	\$ 190.36	\$ 184.85	\$ 191.30	\$ 191.22
Office Supplies and Equipment	5%	\$947.72	\$ -	\$ 28.38	\$ 26.99	\$ -	\$ 479.99	\$ 25.20	\$ 344.27	\$ 16.49	\$ -	\$ 26.40	\$ -	\$ -
Website Services	6%	\$1,122.94	\$ 231.38	\$ 19.41	\$ 19.41	\$ 54.04	\$ 28.12	\$ 227.28	\$ 41.08	\$ 28.12	\$ 68.12	\$ 44.30	\$ 330.34	\$ 31.34
DS Services of Albany (Bottled Water)	2%	\$400.34	\$ 41.00	\$ 14.03	\$ 34.53	\$ 14.03	\$ 44.24	\$ 14.03	\$ 32.23	\$ 14.03	\$ 60.43	\$ 14.03	\$ 72.44	\$ 45.32
Business Insurance	3%	\$589.53	\$ -	\$ -	\$ -	\$ -	\$ -	\$ -	\$ -	\$ -	\$ 589.53	\$ -	\$ -	\$ -
Zoom Account	1%	\$149.90	\$ -	\$ -	\$ -	\$ -	\$ -	\$ 149.90	\$ -	\$ -	\$ -	\$ -	\$ -	\$ -
NERAASA 2023	1%	\$115.00	\$ -	\$ 90.00	\$ 25.00	\$ -	\$ -	\$ -	\$ -	\$ -	\$ -	\$ -	\$ -	\$ -
NY Area 48 2023 Convention	2%	\$344.42	\$ -	\$ -	\$ -	\$ -	\$ -	\$ -	\$ -	\$ -	\$ -	\$ -	\$ 344.42	\$ -
GSO Contributions	8%	\$1,500.00	\$ 300.00	\$ -	\$ -	\$ 300.00	\$ -	\$ -	\$ 300.00	\$ 300.00	\$ -	\$ -	\$ -	\$ 300.00
Transfer - Increase to Prudent Reserve	18%	\$3,425.09	\$ -	\$ -	\$ -	\$ -	\$ -	\$ 1,000.00	\$ 1,000.00	\$ 1,000.00	\$ 425.09	\$ -	\$ -	\$ -
Night Owl Phone Service Apps	0%	\$61.71	\$ -	\$ -	\$ -	\$ -	\$ -	\$ -	\$ -	\$ 17.00	\$ -	\$ 14.71	\$ 15.00	\$ 15.00
<b>Monthly Totals:</b>			\$ 1,374.41	\$ 953.77	\$ 955.68	\$ 1,192.97	\$ 1,377.26	\$ 2,241.32	\$ 2,542.49	\$ 2,203.08	\$ 1,970.85	\$ 921.61	\$ 1,590.82	\$ 1,220.20
<b>Total Expenses</b>		<b>\$18,544.46</b>												



Respectfully Submitted  
 In Service  
 Gene R.  
 CDCO Treasurer

**A.A. Capital District Central Office 2023  
Comparison of Year to Year Expenses**

Account	2020	2021	2022	2023	Amount of Increase 2023 over 2022	Percentage of Increase 2023 over 2022
Albany Management	\$7,220.77	\$7,322.15	\$7,468.57	\$7,630.41	\$161.84	2.17%
Time Warner/Spectrum	\$1,886.83	\$2,027.19	\$2,133.92	\$2,257.40	\$123.48	5.79%
Office Supplies*	\$815.43	\$306.19	\$559.57	\$947.72	\$388.15	69.37%
Website Services*	\$2,770.52	\$732.91	\$868.70	\$1,122.94	\$254.24	29.27%
DS Services of Albany	\$295.87	\$239.37	\$353.05	\$400.34	\$47.29	13.39%
Business Insurance	\$127.00	\$456.66	\$582.53	\$589.53	\$7.00	1.20%
GSO Contributions**		\$1,000.00	\$1,200.00	\$1,200.00	\$0.00	0.00%

\* The figures shown consolidate US Postage into Office Supplies; and consolidate all Website Services.

\*\* 4th Quarter 2022 GSO Contribution was reflected in bank statements / monthly reports in January 2023. Amounts shown are what was authorized for 2022 and 2023.

## A.A. Capital District Central Office 2023 Income by District / Group

*The CDCO is extremely grateful for ALL contributions, whether from AA Groups, Districts or individuals! They enable us to cover rent, telephone, website, and Internet costs. It's because of contributions like yours that we can provide 24/7 live hotline services to those in need, as well as A.A. literature, Medallions, and anniversary cards.*

District	Group	PayPal / Venmo Fees	Total Group Contribution	Total District Contribution	District	Group	PayPal / Venmo Fees	Total Group Contribution	Total District Contribution
1	3 Voorheesville Group (Original, Living Sober, & Grapevine) [GSO# 672759]		\$300.00		13	Bar None Group [GSO# 157597]		\$85.00	
1	As Bill Sees It (GSO# 157867)		\$239.59		13	District Level Contribution		\$700.00	
1	Bring Your Own Coffee Group (GSO# 664243)		\$100.00		13	Spiritual Awakening Group [GSO# 677122]		\$400.00	
1	Coming Back Group (GSO# 163002)		\$25.00			<b>District 13 (Hamilton, Essex, Warren, Saratoga &amp; Washington Counties) Subtotal:</b>		<b>\$1,185.00</b>	
1	Conscious Contact Group [GSO# 119621]		\$25.00		14	District Level Contribution		\$130.00	
1	District Level Contribution	\$23.61	\$776.39		14	Duanesburg Group [GSO# 119300]		\$75.00	
1	Downtown 12 [FC# 000422160]		\$28.76		14	Friday Big Book Group (GSO# 161260)	\$1.65	\$38.35	
1	Downtown 12 Group (FC# 000422160)	\$0.66	\$69.34		14	Glennville Men's 11th Step Group [GSO# 163179   FC# 000127390]		\$610.00	
1	End of the Road Group [GSO# 691655]		\$100.00		14	Glennville Step by Step Grp [GSO# 605196]		\$90.00	
1	Everyone's Promises (GSO# 000415297)	\$12.30	\$362.70		14	New Hope Group [GSO# 132149 / FC# 000032773]		\$600.00	
1	Friends of Bill W (GSO# ? - Two Dist 1 groups listed on NENY mtg finder)		\$100.00		14	Niskayuna Fresh Start Group (GSO# 137492)	\$5.61	\$154.39	
1	Gratitude Group (GSO# 178069)		\$25.00		14	Scotia Group [GSO# 110288   FC# 000065523]		\$300.00	
1	Lantern Group [GSO# 710513]		\$120.00		14	Serenity Sisters	\$0.63	\$4.37	
1	McKownville Sobriety Group [GSO# 704451   FC	\$3.81	\$186.19		14	Sober Sisters Seeking Solutions [GSO# 729233   FC# 000256032]		\$50.00	
1	One Day At A Time Group [GSO# 109531]		\$250.00		14	Step by Step Group (women) [GSO# 605196   FC# 000079879]		\$200.00	
1	Original Colonie Group [GSO# 109994]		\$150.00		14	Sunday Evening Women's Group [GSO# 672606   FC# 000083605]		\$60.00	
1	Out From Under Group (GSO# 663806)[unable to	\$0.74	\$33.26		14	Trinity Group [GSO# 109539   FC# 000082973]	\$2.00	\$98.00	
1	Progress Not Perfection Group (GSO# 175855)		\$50.00		14	Wonderful Wednesday Womens Grp [GSO# 157593   FC# 000039399]		\$58.64	
1	Promises Do Come True Group [GSO# 145709]		\$135.00			<b>District 14 (Schenectady County) Subtotal:</b>		<b>\$2,468.75</b>	
1	Saturday A.M. Eye Openers Group (Men) (GSO#	\$19.88	\$600.12		17	A Vision For You Group (Hillsdale) [GSO# 696931   FC# 000091731]		\$350.00	
1	Saturday Night Live Group (GSO# 109967)		\$100.00		17	District Level Contribution		\$500.00	
1	Slingerlands Mid Day Step Group [GSO# 110302 / FC# 000071841]		\$200.00		17	Kinderhook Friday Night Group [GSO# 110389 / FC# 000005478]		\$25.75	
1	Sunday Morning Promises 10:30 AM Group [GSC	\$3.38	\$96.62		17	Live And Let Live North Group [GSO# 603810   FC# 000012246]		\$134.08	
1	Sunday Morning Promises 9:00 AM Group	\$3.38	\$96.62		17	North Chatham Women's Big Book Group [GSO# 720109]		\$49.00	
1	Thursday Night Gang Group (GSO# 605616)		\$100.00		17	Steps and Traditions Group [GSO# 466279]		\$100.00	
	<b>District 1 (Albany County) Subtotal:</b>			<b>\$4,269.59</b>	17	Sunday Afternoon Ghent Group [GSO# 109869   FC	\$4.71	\$141.29	
2	Bring Your Own Big Book Group [GSO# 611472]		\$100.00		17	Thirsty for Recovery Group [GSO# 438577]		\$14.00	
2	District Level Contribution		\$500.00		17	Wednesday Evening Chatham Beginners (GSO# 117350)		\$375.00	
2	Eagle Mills Bottom Line Group (GSO# 122101)		\$150.00		17	Young Hope Young People's Group [GSO# 703085 / FC# 000041631]		\$200.00	
2	Early Riser's Beginners Group (GSO# 4802137777) (Green Island)		\$100.00			<b>District 17 Subtotal:</b>		<b>\$1,889.12</b>	
2	Green Island - Cohoes Serenity Group [GSO# 146552]		\$150.00		18	Castleton Carry the Message Group [GSO# 662914]		\$50.00	
2	Green Island George St Group [GSO# 124161]		\$200.00		18	Near Noon Group [GSO# 684671   FC# 000029529	\$1.05	\$98.95	
2	Joy of Living Group [GSO# 688232]		\$60.00		18	Rensselaer Wednesday Night Group [GSO# 110211   FC# 000056812]		\$75.00	
2	Live Easy But Think First Group (GSO# 168032)		\$100.00		18	Set Aside Group [GSO# 712234]		\$100.00	
2	Original Green Island Big Book Group [GSO# 120497]		\$200.00		18	Share At Noon Group [GSO# 637867; FC# 000069112]		\$300.00	
2	Original Out to Lunch Bunch Group [GSO# 145937]		\$80.00		18	Soggy Tuesday Group [GSO# 163087   FC# 000074	\$3.38	\$96.62	
2	Original Troy Group (GSO# 110382)		\$100.00		18	Surrender Acceptance Gratitude Group [GSO# 715646   FC# 000086047]		\$30.00	
2	Siena Serenity Group [GSO# 149651]		\$200.00			<b>District 18 (Rensselaer County) Subtotal:</b>		<b>\$750.57</b>	
2	Sunday Nite Big Book Study Group (GSO# 146541	\$3.38	\$96.62		20	Staying Sober Group [GSO# 000394804]		\$66.60	
2	Troy Women's Group (GSO# 129066)		\$150.00		20	The Virtual Breakfast Club [FC# 000428466]	\$1.05	\$48.95	
2	Troy Young Peoples Group [GSO# 710668]		\$840.00		20	Staying Sober Group (Swansboro, NC)[FC# 000428	\$1.04	\$17.96	
	<b>District 2 (Northern Albany &amp; Rensselaer Counties) Subtotal:</b>			<b>\$3,026.62</b>		<b>District 20 (Online) Subtotal:</b>		<b>\$133.51</b>	
3	District Level Contribution		\$175.00		99	Anonymous Cash		\$2.50	
	<b>District 3 (Greene County) Subtotal:</b>			<b>\$175.00</b>	99	Contributions from Individuals	\$17.53	\$1,032.47	
5	Big Book on Tape Group [GSO# 661902]		\$100.00		99	Correction Transfer by Treasurer to adjust for errors		\$106.18	
5	Cunning, Baffling, Powerful Group (GSO# 643002)		\$200.00		99	New Beginnings Group (GSO# ? - Not found in NENY Meeting Finder)		\$50.00	
5	Women of Hope Support Group (GSO# 684928) (unable to locate in Area 48 N		\$100.00		99	Tuesday Night Newtonville		\$50.00	
	<b>District 5 (Saratoga County) Subtotal:</b>			<b>\$400.00</b>		<b>Unkown District Subtotal:</b>		<b>\$1,241.15</b>	
<b>TOTAL CONTRIBUTIONS FOR ALL DISTRICTS:</b>									<b>\$15,539.31</b>



**A.A. Capital District Central Office 2023  
Meetings, Calls and Contributions by District**

District	Active Meetings by District*	Percentage of Active Meetings by District	Calls to CDCO Hotline for District **	Percentage of CDCO Hotline Calls by District **	2023 Contributions by District	Percentage of Total 2023 Contributions by District
1	102	32%	503	44%	\$4,269.59	27.48%
2	43	13%	117	10%	\$3,026.62	19.48%
3	33	10%	57	5%	\$175.00	1.13%
5***					\$400.00	2.57%
13	45	14%	126	11%	\$1,185.00	7.63%
14	45	14%	137	12%	\$2,468.75	15.89%
17	27	8%	45	4%	\$1,889.12	12.16%
18	24	8%	48	4%	\$750.57	4.83%
20					\$133.51	0.86%
99 (Unknown)			101	9%	\$1,241.15	7.99%
<b>TOTALS</b>	<b>319</b>	<b>100%</b>	<b>1134</b>	<b>100%</b>	<b>\$15,539.31</b>	<b>100.00%</b>

\* Number of meetings as of 3/20/24 based on search by district on the online Area 48 Meeting Finder. Total active meetings for Districts 01, 02, 03, 13, 14, 17, 18 = 319.

\*\* Call volume information obtained from 2023 CDCO Annual Call Log Report. Total District Calls = 1,134

\*\*\* Districts 5, 20 and 99 made contributions despite not officially being part of the CDCO Hotline agreement.

District 1 = Albany County

District 2 = Northern Albany & Rensselaer Counties

District 3 = Greene County

District 5 (Saratoga / Washington Counties)

District 13 = Hamilton, Essex, Warren, Saratoga, and Washington Counties

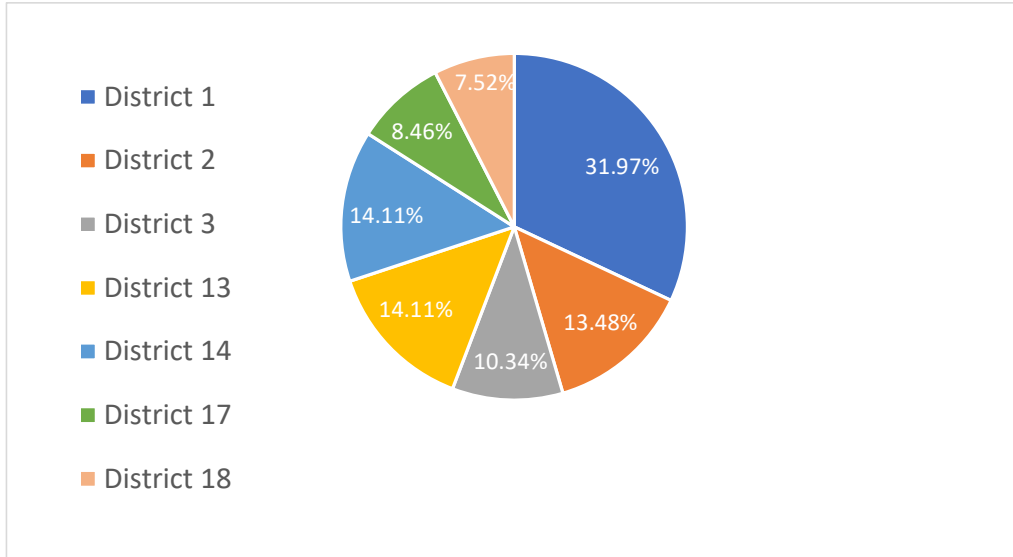
District 14 = Schenectady County

District 17 = Columbia County

District 18 = Rensselaer County

District 20 = Online / Virtual District

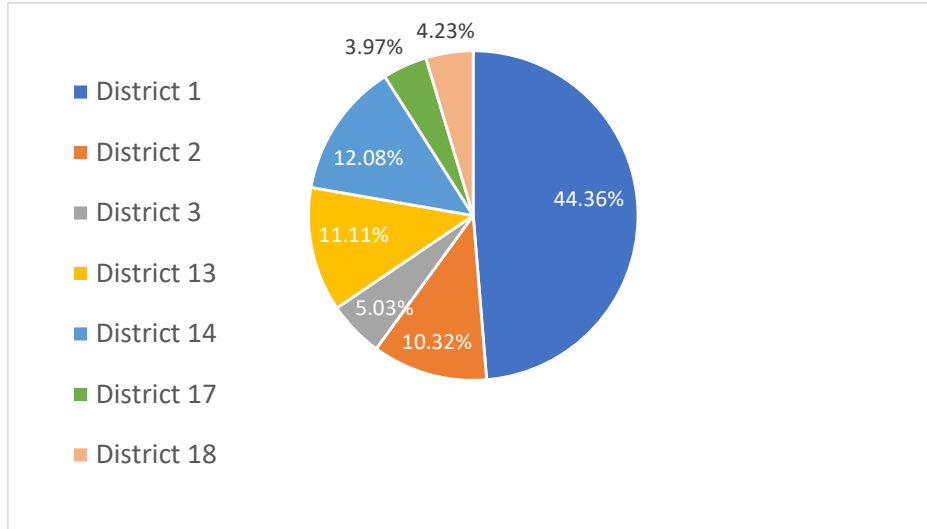
## A.A. Capital District Central Office 2023 District Meeting Percentage Detail



	Number of Active Meetings within district	Total of Active Meeting Groups within CDCO catchment area	District's Percentage of Active Meetings within CDCO catchment area
District 1	102	319	31.97%
District 2	43	319	13.48%
District 3	33	319	10.34%
District 13	45	319	14.11%
District 14	45	319	14.11%
District 17	27	319	8.46%
District 18	24	319	7.52%

District 1 = Albany County  
 District 2 = Northern Albany & Rensselaer Counties  
 District 3 = Greene County  
 District 13 = Hamilton, Essex, Warren, Saratoga, and Washington Counties  
 District 14 = Schenectady County  
 District 17 = Columbia County  
 District 18 = Rensselaer County

## A.A. Capital District Central Office 2023 District Call Percentage Detail

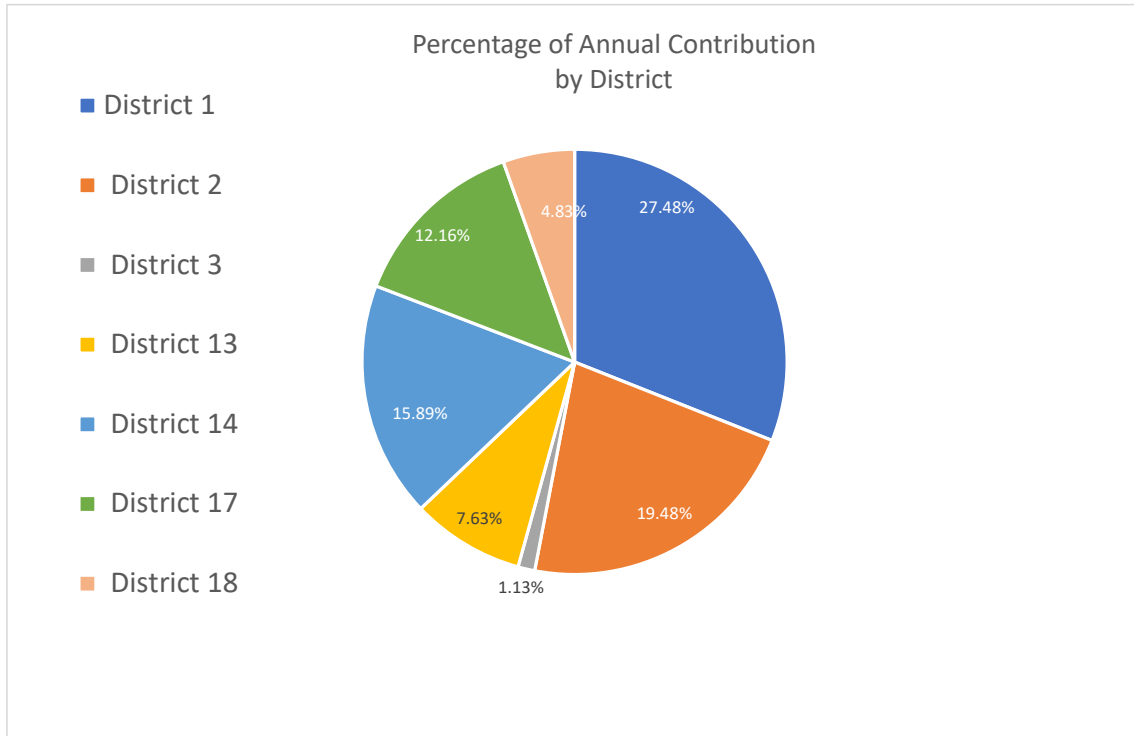


	Calls to CDCO Hotline for District **	Total CDCO District Hotline Calls	Percentage of CDCO Hotline Calls by District **
District 1	503	1,134	44.36%
District 2	117	1,134	10.32%
District 3	57	1,134	5.03%
District 13	126	1,134	11.11%
District 14	137	1,134	12.08%
District 17	45	1,134	3.97%
District 18	48	1,134	4.23%
Unknown District	101	1,134	8.91%

\*\* Call volume information obtained from CDCO Annual Call Log Report. Total District Calls = 1,134

- District 1 = Albany County
- District 2 = Northern Albany & Rensselaer Counties
- District 3 = Greene County
- District 13 = Hamilton, Essex, Warren, Saratoga, and Washington Counties
- District 14 = Schenectady County
- District 17 = Columbia County
- District 18 = Rensselaer County

## **A.A. Capital District Central Office 2023 District Contribution Percentage Detail**



District	Total District Contribution	Total Contributions	District's Percentage of Contribution
District 1	\$4,269.59	\$15,539.31	27.48%
District 2	\$3,026.62	\$15,539.31	19.48%
District 3	\$175.00	\$15,539.31	1.13%
District 13	\$1,185.00	\$15,539.31	7.63%
District 14	\$2,468.75	\$15,539.31	15.89%
District 17	\$1,889.12	\$15,539.31	12.16%
District 18	\$750.57	\$15,539.31	4.83%

88.58%

(Combined, Districts 5, 20 and 99 contributed 11.42%)

- District 1 = Albany County
- District 2 = Northern Albany & Rensselaer Counties
- District 3 = Greene County
- District 5 (Saratoga / Washington Counties)
- District 13 = Hamilton, Essex, Warren, Saratoga, and Washington Counties
- District 14 = Schenectady County
- District 17 = Columbia County
- District 18 = Rensselaer County
- District 20 = Online / Virtual District

Respectfully Submitted  
In Service  
Gene R.  
CDCO Treasurer

## A.A. Capital District Central Office 2023

### Contributions Detailed by Month

Month	District	Group / Individual	PayPal / Venmo Fees	Contribution
<b>J A N U A R Y</b>	1	Saturday A.M. Eyeopeners Group (GSO# 173970)	\$6.27	\$193.73
	1	Friends of Bill W (GSO# ??? - Two different Dist 1 groups listed on NENY mtg finder)		\$50.00
	1	As Bill Sees It (GSO# 157867)		\$125.00
	1	Thursday Night Gang Group (GSO# 605616)		\$100.00
	1	Coming Back Group (GSO# 163002)		\$25.00
	2	Early Riser's Beginners Group (GSO# 4802137777) (Green Island)		\$100.00
	2	Eagle Mills Bottom Line Group (GSO# 122101)		\$50.00
	2	Sunday Nite Big Book Study Group (GSO# 146548)	\$3.38	\$96.62
	14	Niskayuna Fresh Start Group (GSO# 137492)	\$4.25	\$125.75
	18	Share At Noon (GSO# 637867)		\$150.00
	20	Staying Sober Group (GSO# 000394084)		\$30.00
	99	Individual Contribution from Connor P.	\$2.00	\$98.00
	99	New Beginnings Group (GSO# ? - Not found in NENY Meeting Finder)		\$50.00
<b>F E B R U A R Y</b>	1	Downtown 12 Group (no GSO# listed)		\$40.00
	1	Gratitude Group (GSO# 178069)		\$25.00
	1	Slingerlands Mid Day Step Group (GSO# 110302)		\$100.00
	2	Original Troy Group (GSO# 110382)		\$100.00
	5	Cunning, Baffling, Powerful Group (GSO# 643002)		\$200.00
	5	Women of Hope Support Group (GSO# 684928) (unable to locate in Area 48 Meeting Finder)		\$100.00
	14	Sunday Evening Women's Group (GSO# 672606)		\$15.00
	14	Glenville Men's 11th Step Group (GSO# 163179)		\$400.00
	17	North Chatham Women's Big Book Group (GSO# 720109)		\$25.00
	99	Anonymous Cash		\$1.00
99	Tuesday Night Newtonville (Cash - Unable to locate in Area 48 Meeting Finder)		\$50.00	
<b>M A R C H</b>	1	Everyone's Promises (GSO# 000415297)	\$4.10	\$120.90
	1	Bring Your Own Coffee Group (GSO# 664243)		\$100.00
	1	Promises Do Come True (GSO# 145709)		\$75.00
	1	Saturday A.M. Eyeopeners Group (GSO# 173970)	\$3.96	\$116.04
	1	Out From Under Group (GSO# 663806)[unable to send receipt]	\$0.74	\$33.26
	2	Troy Women's Group (GSO# 129066)		\$70.00
	13	District Level Contribution (1st Quarter)		\$100.00
	14	Friday Big Book Group (GSO# 161260)	\$1.65	\$38.35
	14	District Level Contribution		\$130.00
	14	Scotia Group (GSO# 110288)		\$100.00
	18	Near Noon Group (GSO# 684671)		\$50.00
	99	Individual Contribution from Cathy P.	\$3.38	\$96.62
99	Individual Contribution from Patricia M.		\$100.00	
<b>A P R</b>	1	Progress Not Perfection Group (GSO# 175855)		\$50.00
	2	Live Easy But Think First Group (GSO# 168032)		\$50.00
	17	Wednesday Evening Chatham Beginners (GSO# 117350)		\$300.00

## A.A. Capital District Central Office 2023

### Contributions Detailed by Month

Month	District	Group / Individual	PayPal / Venmo Fees	Contribution
<b>M A Y</b>	1	Friends of Bill W (GSO# ???-Two different Dist 1 groups listed on NENY mtg finder)		\$50.00
	3	District Level Contribution		\$25.00
	14	Glenville Step by Step Grp [GSO# 605196]		\$90.00
	14	Wonderful Wednesday Women's Group (GSO# 157593)	\$1.36	\$28.64
	17	Steps and Traditions Group [no GSO# listed]		\$50.00
	17	District Level Contribution		\$500.00
	20	Staying Sober Group [GSO# 000394804]		\$36.60
	99	Individual Memorial Contribution from Margaret H.		\$25.00
	99	Correction Transfer by Treasurer to adjust for errors (had accidentally deposited \$53		\$106.18
	99	Individual Contribution from Tom O.	\$3.38	\$96.62
	99	Individual Contribution from Gene R.		\$30.00
	99	Anonymous Cash		\$0.50
<b>J U N E</b>	1	One Day At A Time Group [GSO# 109531]		\$250.00
	1	As Bill Sees It [GSO# 157867]		\$62.40
	1	Original Colonie Group [GSO# 109994]		\$150.00
	1	End of the Road Group [GSO# 691655]		\$100.00
	1	Sunday Morning Promises 10:30 AM Group [GSO# 174983]	\$3.38	\$96.62
	2	Joy of Living Group [GSO# 688232]		\$30.00
	2	Green Island - Cohoes Serenity Group [GSO# 146552]		\$150.00
	13	District Level Contribution (1st Quarter)		\$150.00
	13	District Level Contribution (2nd Quarter)		\$150.00
	14	Sunday Evening Women's Group [GSO# 672606]		\$15.00
	17	North Chatham Women's Big Book Group [GSO# 720109]		\$24.00
	99	Individual Contribution from John D.		\$45.00
99	Individual Contribution from Frank T.		\$160.00	
<b>J U L Y</b>	1	Everyone's Promises Group (GSO# 000415297)	\$4.10	\$120.90
	1	Conscious Contact Group [GSO# 119621]		\$25.00
	2	Bring Your Own Big Book Group [GSO# 611472]		\$50.00
	3	District Level Contribution		\$75.00
	5	Big Book on Tape Group [GSO# 661902]		\$100.00
	13	Spiritual Awakening Group [GSO# 677122]		\$200.00
	14	New Hope Group [GSO# 132149 / FC# 000032773]		\$600.00
	14	Glenville Mens 11th Step Group [GSO# 163179 / FC# 000107390]		\$50.00
	14	Step by Step Group (Women) [GSO# 605196 / FC# 000079879]		\$20.00
	17	Steps and Traditions Group [GSO# 466279]		\$50.00
	17	Kinderhook Friday Night Group [GSO# 110389 / FC# 000005478]		\$17.50
	17	A Vision For You Group (Hillsdale) [GSO# 696931 / FC# 000091731]		\$150.00
17	Young Hope Young People's Group [GSO# 703085 / FC# 000041631]		\$200.00	
18	Set Aside Group [GSO# 712234]		\$100.00	

## A.A. Capital District Central Office 2023

### Contributions Detailed by Month

Month	District	Group / Individual	PayPal / Venmo Fees	Contribution
<b>A U G U S T</b>	1	Downtown 12 Group [FC# 000422160]	\$0.66	\$29.34
	1	Mckownville Sobriety Group [GSO# 704451   FC# 000092908]	\$1.81	\$88.19
	1	Saturday A.M. Eye Openers Group (Men) (GSO# 173970)	\$3.96	\$116.04
	1	Lantern Group [GSO# 710513]		\$120.00
	1	Promises Do Come True Group [GSO# 145709]		\$60.00
	2	Green Island George St Group [GSO# 124161]		\$200.00
	2	Troy Women's Group [GSO# 129066]		\$80.00
	13	District Level Contribution (3rd Quarter)		\$150.00
	13	Bar None Group [GSO# 157597]		\$85.00
	14	Sunday Evening Womens group [GSO#672606]		\$15.00
	14	Sober Sisters Seeking Solutions [GSO# 729233   FC# 000256032]		\$50.00
	17	Live And Let Live North Group [GSO# 603810   FC# 000012246]		\$134.08
	18	Rensselaer Wednesday Night Group [GSO# 110211   FC# 000056812]		\$75.00
	18	Surrender Acceptance Gratitude Group [GSO# 715646   FC# 000086047]		\$30.00
	20	The Virtual Breakfast Club [FC# 000428466]	\$1.05	\$48.95
	99	Anonymous Cash		\$1.00
	99	Declined \$50 Memorial Contribution from non-AA-member		\$0.00
	99	Individual Contribution for Chris S. from Kevin Q.	\$7.72	\$242.28
<b>S E P T E M B E R</b>	1	Downtown 12 [FC# 000422160]		\$28.76
	1	Saturday Night Live Group [GSO# 109967]		\$100.00
	1	As Bill Sees It Group [GSO# 157867]		\$52.19
	2	Original Green Island Big Book Group [GSO# 120497]		\$200.00
	2	District Level Contribution		\$500.00
	2	Live Easy But Think First Group [GSO# 168032]		\$50.00
	14	Niskayuna Fresh Start Group [GSO# 137492   FC# 000036209]	\$1.36	\$28.64
	17	Sunday Afternoon Ghent Group [GSO# 109869   FC# 000083405]	\$4.71	\$141.29
	18	Share At Noon Group [GSO# 637867; FC# 000069112]		\$150.00
	18	Near Noon Group [GSO# 684671   FC# 000029529]	\$1.05	\$48.95

## A.A. Capital District Central Office 2023

### Contributions Detailed by Month

Month	District	Group / Individual	PayPal / Venmo Fees	Contribution
<b>O C T O B E R</b>	1	Saturday A.M. Eye Openers Group (Men) [GSO# 173970]	\$5.69	\$174.31
	1	Everyone's Promises [00041297]	\$4.10	\$120.90
	1	3 Voorheesville Group (Original, Living Sober, & Grapevine) [GSO# 672759]		\$300.00
	2	Siena Serenity Group [GSO# 149651]		\$200.00
	2	Bring Your Own Big Book Group [GSO# 611472]		\$50.00
	2	Original Out to Lunch Bunch Group [GSO# 145937]		\$80.00
	3	District Level Contribution		\$75.00
	13	District Level Contribution (4th Quarter)		\$150.00
	13	Spiritual Awakening Group [GSO# 677122]		\$200.00
	14	Scotia Group [GSO# 110288   FC# 000065523]		\$100.00
	14	Trinity Group [GSO# 109539   FC# 000082973]	\$2.00	\$98.00
	14	Sunday Evening Women's Group [GSO# 672606   FC# 000083605]		\$15.00
	14	Wonderful Wednesday Womens Grp [GSO# 157593   FC# 000039399]		\$30.00
	14	Step by Step Group (women) [GSO# 605196   FC# 000079879]		\$180.00
	14	Glennville Men's 11th Step Group [GSO# 163179   FC# 000127390]		\$160.00
	14	Duanesburg Group [GSO# 119300]		\$75.00
	17	Thirsty for Recovery Group [GSO# 438577]		\$14.00
	17	Kinderhook Friday Night Group [GSO# 110389   FC# 000005478]		\$8.25
	18	Soggy Tuesday Group [GSO# 163087   FC# 000074360]	\$3.38	\$96.62
	20	Staying Sober Group (Swansboro, NC)[FC# 000428465]	\$1.04	\$17.96
99	Individual Contribution from Charles R.		\$90.00	
<b>N O V</b>	2	Troy Young Peoples Group [GSO# 710668]		\$840.00
	14	Serenity Sisters	\$0.63	\$4.37
<b>D E C E M B E R</b>	1	Slingerlands Mid Day Step Group [GSO# 110302 / FC# 000071841]		\$100.00
	1	Sunday Promises Group	\$3.38	\$96.62
	1	McKownville Sobriety Group	\$2.00	\$98.00
	1	District Level Contribution	\$23.61	\$776.39
	2	Joy of Living Group [GSO# 688232]		\$30.00
	2	Eagle Mills Bottom Line Group [GSO# 122121]		\$100.00
	14	Scotia Group [GSO# 110288]		\$100.00
	17	Wednesday Evening Chatham Beginners		\$75.00
	17	A Vision For You Group (Hillsdale)		\$200.00
	18	Castleton Carry the Message Group [GSO# 662914]		\$50.00
99	Individual Contribution for Corey W. from Amy S.	\$1.05	\$48.95	

<b>TOTAL CONTRIBUTIONS:</b>	\$15,539.31
<b>TOTAL LITERATURE TRANSFERS &amp; INTEREST:</b>	\$320.25
<b><u>TOTAL INCOME:</u></b>	<b><u>\$15,859.56</u></b>

**Literature transfers and interest / other income:**

January	\$35.50
February	\$15.25
March	\$7.95
April	\$14.50
May	\$14.60
June	\$0.00
July	\$29.95
August	\$27.25
September	\$70.50
October	\$12.00
November	\$54.50
December	\$38.25
<b>TOTAL</b>	<b>\$320.25</b>

Respectfully Submitted  
In Service  
Gene R.  
CDCO Treasurer